

MICHIGAN DEPARTMENT OF CONSERVATION
Game Division

Report No. 2334
May 10, 1961

Deer Kill Estimates - 1960 Special Seasons

By L. A. Ryel

In the 1960 deer season, 35 areas were open to the taking of "any-deer" (male or female regardless of age). Hunting for any-deer was by permit only, with limited quotas of permits for each area. In the northern Michigan areas (2-35) hunting for any-deer was concurrent with the regular buck season, November 15-30. The only subsequent season in 1960 was held in a part of Allegan County (Area 1) December 1-6.

This report gives estimates of the antlerless deer killed by holders of any-deer permits. "Antlerless deer" are those without antlers or with antlers extending less than three inches above the skull. The estimate of the deer killed in Area 1 (in Allegan County) includes a few antlered deer, since the special season there followed the regular season and all deer taken were under permit.

The special season quotas were based on expected antlerless kill only, although concurrent permittees may hunt bucks in exactly the same manner as any other deer hunter. The antlered bucks taken by concurrent permittees are included in the report on regular season kill (Report No. 2335).

The estimates of deer killed are based on a mail survey of a randomly selected sample of permit holders. Reports were solicited from 6,696 persons, of whom 98.6 per cent responded.

Various tabulations concerning the special seasons are given on subsequent pages of this report. They include:

- (1) Location of the special season areas, deer kill, and hunter numbers.

Upper Peninsula	Page 2
Lower Peninsula	Page 3

- (2) Summary of antlerless deer kill. Page 2

- (3) Composition of antlerless deer killed by permittees. Page 3

- (4) Supplementary data Page 4

Includes size of area, quota of permits, expected and actual numbers of hunters and deer kill, and total kill within areas by permittees.

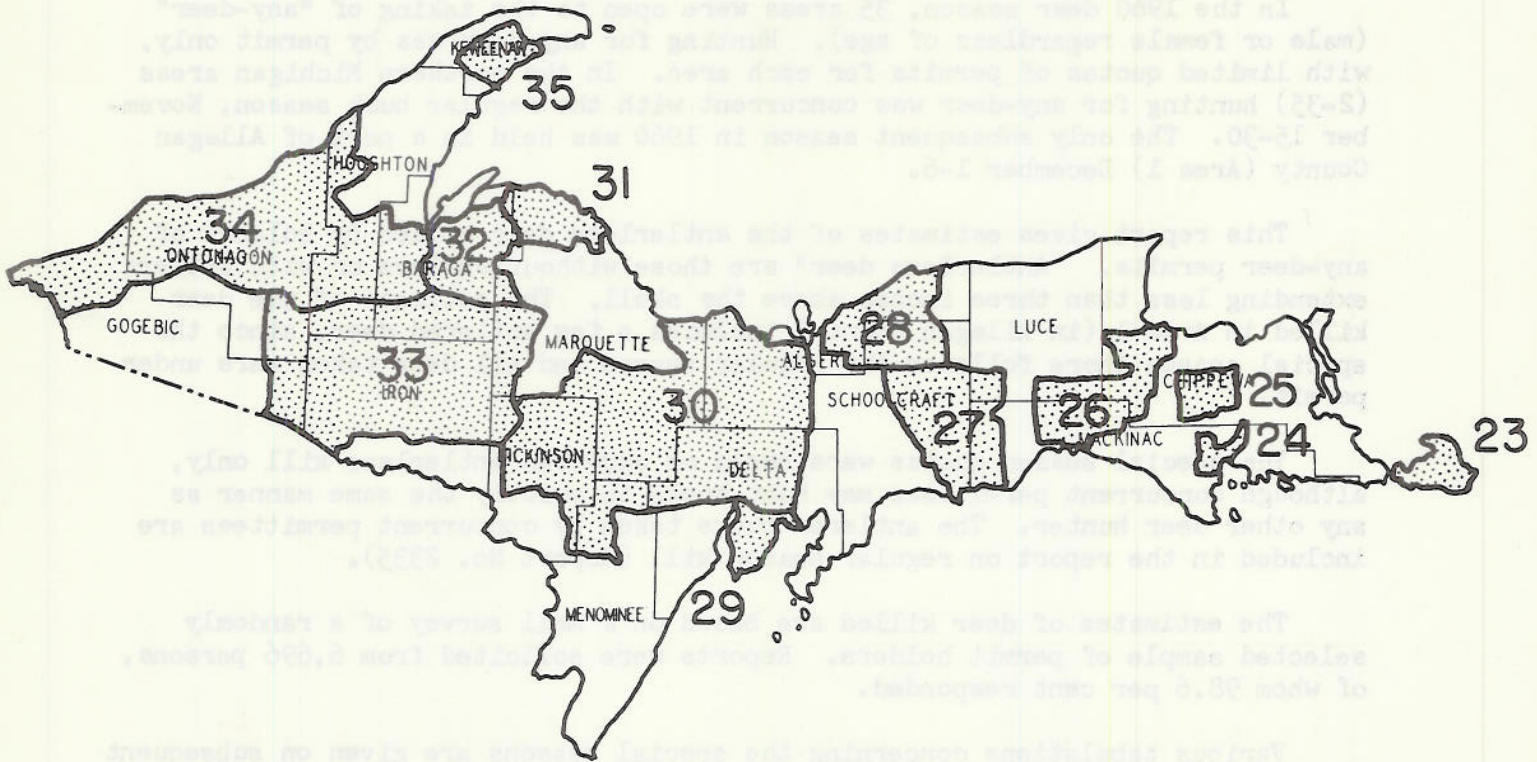
LAR/bc

Distribution A & AA

SUMMARY OF ANTLERLESS DEER KILL

	<u>Kill</u>	<u>Hunters</u>
Upper Peninsula	9,420	32,160
Northern Lower Peninsula.	18,640	51,030
Area 1 (in Allegan County).	310*	2,640
Total	28,370	85,830

*Includes some antlered bucks taken in December 1-6 season.



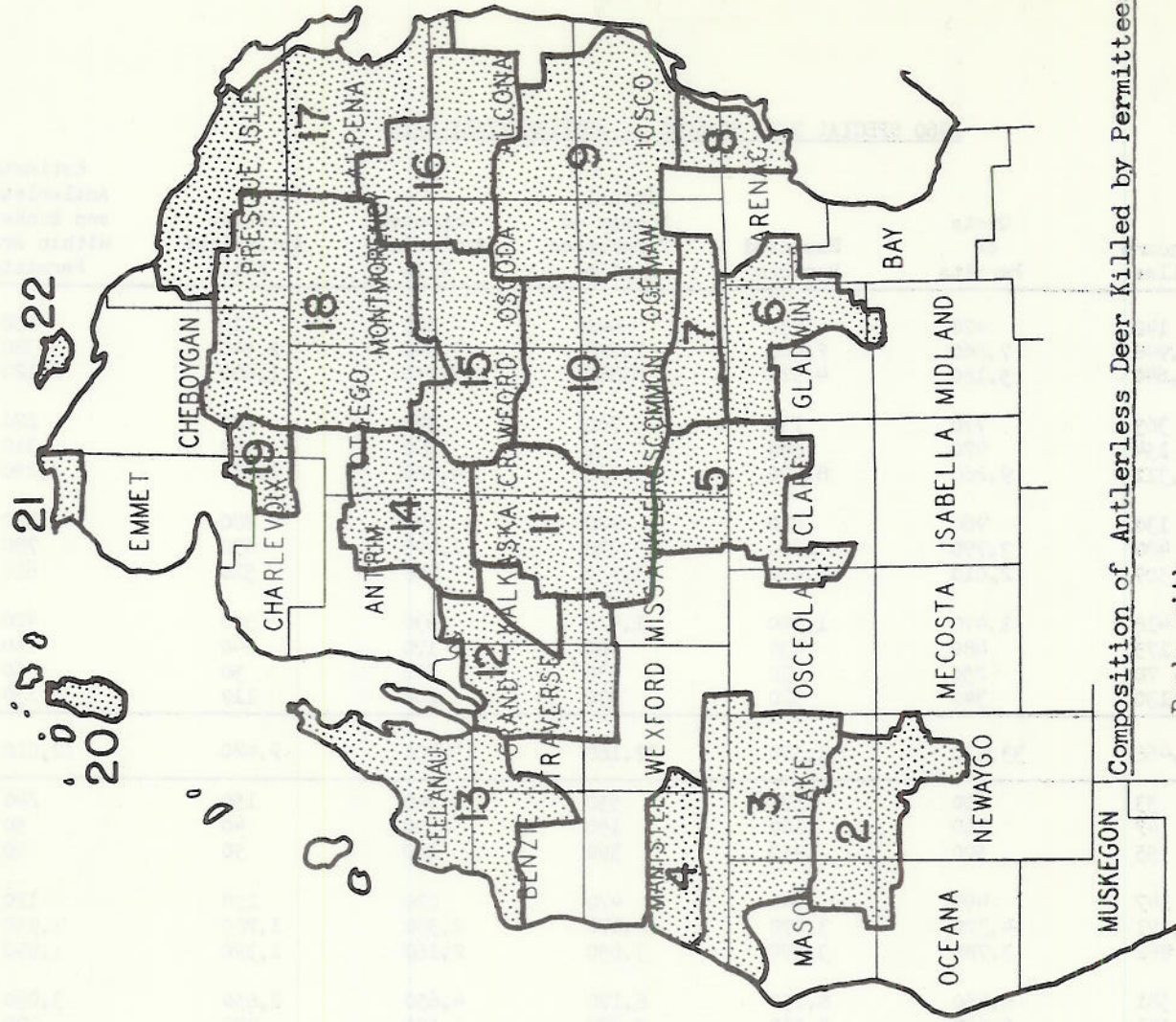
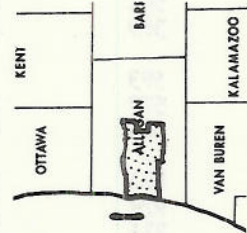
1960 Special Deer Season
Upper Peninsula

Area	Number of Antlerless Deer Killed	Antlerless Kill per Sq. Mile	Number of Permit Hunters	Permit Hunters per Sq. Mile	Permit Hunter Antlerless Success %
35	110	.80	440	3.11	26
34	2,540	1.31	7,720	3.97	33
33	1,600	.98	4,880	2.98	33
32	120	.33	700	1.92	17
31	180	1.14	930	6.06	19
30	2,780	1.20	8,830	3.82	31
29	280	2.12	920	7.05	30
28	630	1.31	3,370	7.01	19
27	520	1.02	1,930	3.78	27
26	360	.87	1,420	3.39	26
25	140	.84	460	2.66	32
24	50	.67	230	3.28	20
23	110	.86	330	2.55	34

1960 Special Deer Season
Lower Peninsula

Area	Number of Antlerless Deer Killed	Antlerless Kill per Sq. Mile	Number of Permit Hunters	Permit Hunters per Sq. Mile	Permit Hunter Antlerless Success %
22	150	4.45	550	16.61	27
21	40	.83	150	3.11	27
20	50	.93	390	7.11	13
19	150	1.01	470	3.22	32
18	1,780	1.49	4,170	3.50	43
17	1,390	1.61	3,650	4.24	38
16	2,650	4.56	8,170	14.06	32
15	870	1.73	2,490	4.97	35
14	550	1.41	1,930	4.96	28
13	230	.39	610	1.03	37
12	620	1.06	1,630	2.81	38
11	1,290	2.16	4,250	7.10	30
10	1,680	2.07	4,720	5.82	36
9	2,040	2.08	5,220	5.33	39
8	330	1.53	1,330	6.20	25
7	750	3.06	1,850	7.52	41
6	810	2.10	1,750	4.53	46
5	1,160	2.28	3,120	6.12	37
4	490	2.10	960	4.09	51
3	1,080	1.42	2,440	3.21	44
2	530	1.06	1,180	2.37	45
1	310*	1.45*	2,640	12.16	12

*Includes antlered bucks taken in December 1-6 season.



Composition of Antlerless Deer Killed by Permittees

	Bucks with antlers less than 3 inches		Buck Fawns		Doe Fawns		Totals
	Bucks	Does	Fawns		Fawns		
Upper Peninsula	380	5,930	1,730		1,380		9,420
Northern Lower Peninsula	610	12,020	3,300		2,710		18,640
Totals	990	17,950	5,030		4,090		28,060

1960 SPECIAL DEER SEASONS -- SUPPLEMENTARY DATA

Area	Square Miles	Quota of Permits	Expected Hunters	Actual Number of Permittees Hunting	Expected Antlerless Kill	Actual Antlerless Kill	Estimate of Antlerless Deer and Bucks Killed Within Areas by Permittees
35	142	470	430	440	210	110	150
34	1,946	7,860	7,080	7,720	3,890	2,540	3,380
33	1,640	5,180	4,920	4,880	2,950	1,600	2,120
32	365	770	730	700	370	120	220
31	154	970	880	930	390	180	310
30	2,311	9,260	8,800	8,830	4,400	2,780	3,290
29	130	960	870	920	390	280	380
28	480	3,790	3,600	3,370	1,440	630	780
27	509	2,010	1,910	1,930	760	520	610
26	418	1,470	1,390	1,420	630	360	420
25	173	480	430	460	170	140	160
24	70	250	230	230	100	50	60
23	130	340	320	330	200	110	130
Upper Peninsula	8,468	33,810	31,590	32,160	15,900	9,420	12,010
22	33	600	570	550	340	150	240
21	47	160	160	150	50	40	50
20	55	500	450	390	180	50	90
19	147	490	440	470	220	150	170
18	1,191	4,320	3,970	4,170	2,380	1,780	1,950
17	862	3,780	3,590	3,650	2,160	1,390	1,890
16	581	8,860	8,150	8,170	4,650	2,650	3,090
15	501	2,670	2,510	2,490	1,500	870	920
14	389	2,050	1,940	1,930	970	550	640
13	593	620	590	610	300	230	260
12	579	1,640	1,580	1,630	870	620	680
11	598	4,550	4,190	4,250	2,090	1,290	1,520
10	811	5,030	4,680	4,720	2,430	1,680	1,870
9	979	5,520	5,240	5,220	2,940	2,040	2,200
8	215	1,430	1,290	1,330	640	330	370
7	246	1,920	1,790	1,850	980	750	820
6	386	1,860	1,780	1,750	1,160	810	840
5	509	3,190	2,970	3,120	1,780	1,160	1,230
4	235	990	940	960	470	490	520
3	761	2,550	2,500	2,440	1,520	1,080	1,130
2	498	1,200	1,170	1,180	750	530	560
Northern Lower Peninsula	10,216	53,930	50,500	51,030	28,380	18,640	21,040
1*	217	5,000	2,400	2,640	240	310*	310*
Total	18,901	92,740	84,490	85,830	44,520	28,370	33,360

*In Allegan County; includes antlered bucks taken in December 1-6 season.